


# Welcome to St. Helen's P.S.





This is Mrs. O'Connor. She is the Head Teacher of St. Helen's



This is Mrs. Callister. She is the Depute Head Teacher of St. Helen's looking after P1-4.

This is Mrs. McWilliams. She is the Depute Head Teacher of St. Helen's looking after P5-7.



# The Primary 1 Teachers are




Mrs. Hughes



Miss Lochhead





In St. Helen's our uniform is: -

- white school shirt/blouse
- school tie
- grey school trousers, skirt, pinafore
- red school jumper or cardigan, v-neck, tank top
- grey socks, tights
- black school shoes/plain black training shoes
- green school blazer
- green school waterproof fleece



# When you come to school you will be in Room

1



2



This is where you will line up each day and your Teacher will be there to let you into your class.



When you come into class you will change your shoes and then hang up your jackets in the cloakrooms. You will have your own special peg.



There are toilets for boys and girls and if you need a drink of water there is a water fountain in the open area next to Room 2.


Boys toilets





Girls toilets



Water fountain





In the morning you will have a break so that you can go outside to eat your snack and play with your friends. When you are in all day after you have had your lunch you can go outside and play with your friends. There will be ladies there to look after you and if you need any help or are upset you can go to them.



These are the the areas where you can play.




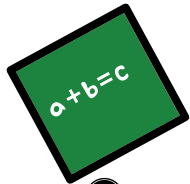


When you come to school you will have your lunch in the Dinner Hall. You can bring a packed lunch or get lunch in the school cafeteria.






You will have gym, both indoors and outdoors.  
When you are indoors you will wear a white  
t-shirt and green shorts.





When you are

outside you will wear a white t-shirt,  
black joggers and a sweatshirt.



These are the ladies who will look after you if you are sick or hurt in school. They will be in the office or medical room.



Mrs. McGuire



Mrs. Magill



Miss McCafferty



Mrs. Sermanni

This is Mr. Kearney, the 'Janitor' who looks after the school.



These are the ladies who will help you in class  
and look after you in the playground.



Mrs. McCallum



Mrs. Campbell



Mrs. Hart



Mrs. Provan



Mrs. Jordan





Mrs. Murphy



Mrs. Warrilow





We are all looking forward to meeting you in August.



# Tips for the Grownups

# Promoting Independence



- Encourage them to dress and put on their own shoes.
- Make life easy with Velcro and labels.
- Encourage your child to carry out little tasks at home.



# Some simple tasks and activities which help develop fine motor skills:

- Playing with toys
- Colouring and painting
- Putting on clothes and coats
- Cooking
- Modelling with clay and play dough
- Using jigsaws
- Building with bricks
- Threading beads onto laces
- Using scissors to cut
- Gluing and sticking



# Getting to grips with writing



- The best writing hold is the tripod grip using the index finger, thumb and with support from the middle finger from behind.
- Use short, wide pencils, crayons or chinks and encourage your child to hold them between the thumb pad and index finger pad (like a bird beak). The pencil can then rest on the middle finger.
- Put a sticker or band around the pencil to show how to hold it near the tip.

# Story Time



- Read favourite stories.
- Look at the pictures and encourage your child to tell you what might be happening in the story.
- Show your child the front and back cover, encourage them to explore the book from the front to the back.
- Nursery rhymes

# Numbers



- Look for numbers in the world around you.
- Set the table.
- Play simple board games.
- Point out different shapes around them.
- As your child plays, make comparisons based on height (high/low), position (over/under), or size (big/little).

# Share in their excitement!

## *Welcome to School*

*Grab hold of a magic pencil*

*Open your eyes and mind*

*For now begins a journey*

*Of the most exciting kind.*

*A journey into learning*

*A step . . . a start . . . a glow,*

*And we will be there with you*

*To help and watch you grow.*